

Phonics Information Session

Reception 2025





**A love of reading is the biggest indicator
of future academic success.**

OECD (The Organisation for Economic Co-operation and Development)



Little Wandle Letters and Sounds Revised

Our school has chosen *Little Wandle Letters and Sounds Revised* as our Systematic Synthetic Phonics (SSP) programme to teach early reading and spelling.





Phonics is:

**making connections between the sounds
of our spoken words and the letters that
are used to write them down.**



Terminology



Phoneme

Grapheme

Digraph

Trigraph

Blend

Segment

Autumn 1



Reception Autumn 1

	Phase 2 graphemes
Week 1	s a t p
Week 2	i n m d
Week 3	g o c k
Week 4	ck e u r
Week 5	h b f l

- Learning in Reception begins with Phase 2.
- These are the first 20 sounds that your children will learn, in this order.
- We usually teach four new sounds a week and have a review lesson on a Friday.
- You will get a list of the sounds that we are learning to have at home.

Pronunciation of the Phase 2 sounds

 s ss	 t tt	 p pp	 n nn	 m mm	 d dd	 g gg	 c k ck cc	 r rr
 h	 b bb	 f ff	 l ll	 j	 v vv	 w	 x	 y
 z zz s	 qu	 ch	 sh	 th	 ng	 nk		
 a	 e	 i	 o	 u				



**Phase 2 sounds taught in
Reception Autumn 1**



**Phase 2 sounds taught in
Reception Autumn 2**

We teach blending so your child learns to read



- Teacher-led blending is taught throughout Phase 2.
- Our aim to is to teach every child to blend by Christmas.
- We will inform you if your child needs additional practice.

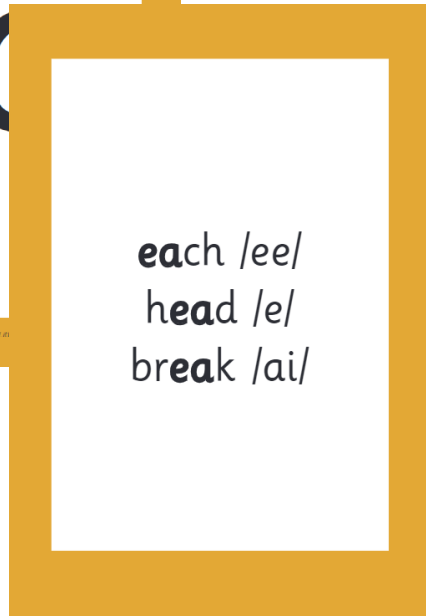



Tricky words

- These words have unusual spellings e.g. he, the, was.
- They are taught in a systematic way.
- Children are now learning to read the Phase 2 tricky words: is, I, the, put, pull, full, as, and, has, his, her, go, no, to, into, she, push, he, of, we, me, be.



How we make learning stick







Reading

How do we practice reading in books?

Reading practice sessions are:

- Timetabled three times a week
- Taught in small groups

Your child will be given a reading file with their name on and a reminder that the file must be returned to school every Wednesday. Reading books will be changed weekly.





Reading at Home

- Although your child will be taught to read at school, you can have a huge impact on their reading journey by continuing their practice at home.
- **There are two types of reading book that your child may bring home:**
- A reading practice book. This will be at the correct phonic stage for your child. They should be able to read this fluently and independently.
- A sharing book. Your child will not be able to read this on their own. This book is for you both to read and enjoy together



Reading at Home

- Reading practice book:
- This book has been carefully matched to your child's current reading level.
- If your child is reading it with little help, please don't worry that it's too easy – your child needs to develop fluency and confidence in reading.
- Listen to them read the book and give them lots of praise – celebrate their success!
- If they can't read a word, read it to them.
- After they have finished, talk about the book together.

Reading a wordless books

Wordless books are invaluable as they teach reading behaviours and early reading skills to children who are not blending – yet!

- Talk about the pictures.
- Point to the images in the circles and find them on the page.
- Encourage your child to make links from the book to their experiences.



Read to your child



The shared book is for you to read:

- Make the story sound as exciting as you can by changing your voice.
- Talk with your child as much as you can:
 - Introduce new and exciting language.
 - Encourage your child to use new vocabulary.
 - Make up sentences together.
 - Find different words to use.
 - Describe things you see.





Autumn 2

- Next term we continue to look at new GPC's, tricky words and new decodable words.
- We also begin to look at digraphs – two letters combined to make one sound.
- We also begin a greater focus on spelling within lessons, paying close attention on letter formation and pencil grip.
- Finally, we will be looking at reading short phrases, working our way up to ready longer sentences by the end of Autumn 2.



Spring Term

- In the spring we will have moved onto Phase 3 phonics, focusing on a number of new digraphs, trigraphs and tricky words.
- Children will learn the grapheme as well as the catch phrase to help with working memory and to hear the phoneme used within words (tail in the rain).
- In this phase reading and writing will increase in phonics lessons. Reading and writing short sentences.
- Children will be exposed to a wider vocabulary of words containing new digraphs and trigraphs and be encouraged to use these new words in their own sentences.



Assessment

- Summative assessments will be carried out half-termly.
- The children will not know they are being ‘assessed’, we will always aim to make it enjoyable and give lots and lots of praise!
- These assessment will help to inform the correct reading level for your child at that current time.
- The assessments will also allow us to identify any gaps a child may have in their learning and therefore, provide appropriate catch-up sessions accordingly.



**One of the greatest gifts adults can
give is to read to children**

Carl Sagan

