

Unit: 1.1 – Online Safety and Exploring Purple Mash

Key Learning

To log in safely.

To learn how to find saved work in the Online Work area and find teacher comments.

To learn how to search Purple Mash to find resources.

To become familiar with the icons and types of resources available in the Topics section.

To start to add pictures and text to work.

To explore the Tools and Games section of Purple Mash

To learn how to open, save and print.

To understand the importance of logging out

Key Vocabulary

Log in – Using a username and password to access a system.

Username – A name that is used by a person to access an online site.

Password – A series of letters, numbers and special characters that is entered after the username to access an online site. In Purple Mash, this can also be a series of pictures.

Avatar – A digital picture to represent someone.

My Work – The place on Purple Mash where your work is stored. Only you and your teachers can access this.

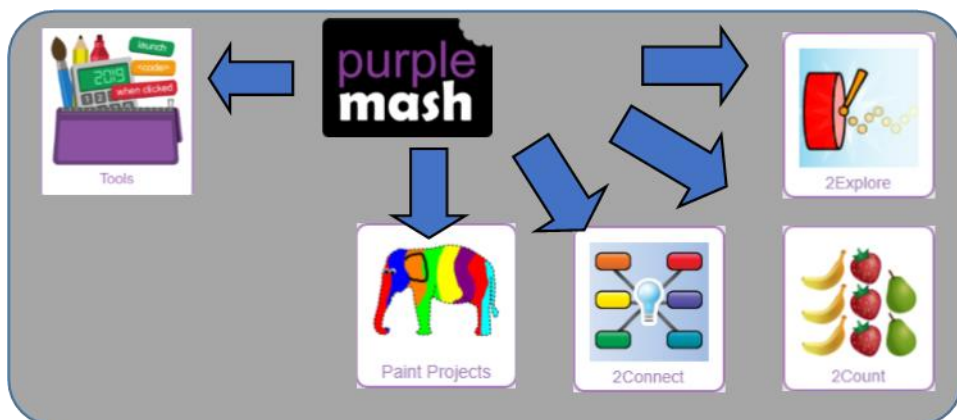
Log out – Leaving a computer system.

Save – Store your work as you create something so it can be accessed later.

Notification – A system that lets you know if you have something to look at. On Purple Mash this is shown by a bell.

Topics – The area on Purple Mash that contains ready-made resources.

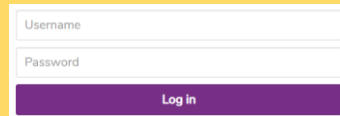
Tools – The area on Purple Mash with the different learning apps.

Key Resources

Unit: 1.1 – Online Safety and Exploring Purple Mash

Key Images

Login screen



Avatar




Save your work



The area of Purple Mash where your work is stored.



This picture shows you if you have any notifications.



Topic section of Purple Mash.



Tools section of Purple Mash.



Key Questions

What is a password and why should we keep them safe?

A password is a secret word or phrase that allows a user to access a website. Passwords are like toothbrushes in that they should not be shared with anyone else.

What is a digital avatar?

In Purple Mash an avatar is a picture you create in the software to represent you. It is safer to use an avatar on the internet than have a picture of yourself.

Where is my work stored on Purple Mash?

In Purple Mash most of the work you save will be saved in the My Work section of Purple Mash. The only person that can see this work is the teacher and you.