





Year 1 Division

Strategy and guidance	CPA
<p><u>Sharing objects into groups</u></p> <p>Pupils should become familiar with division equations through working practically. The division symbol is not formally taught at this stage.</p>	<p style="text-align: center;">$10 \div 2 = 5$</p> <div style="display: flex; justify-content: space-around;"></div> <p style="text-align: center;">There are 10 sweets. Ring groups of 2.</p> <p style="text-align: center;">XXXXXXXXXXXXXXXXXXXXXXXXXXXXXXXXXXXX</p> <p style="text-align: center;">There are _____ groups of 2.</p> <p style="text-align: center;">Draw an equal number of apples for each basket.</p> <div style="display: flex; justify-content: center; align-items: center;"> </div> <p style="text-align: center;">There are five apples in each basket.</p>