

# Stage 5 PROMPT sheet

## 5/1 Place value in numbers to 1million

The position of the digit gives its size

Millions	Hundred thousands	Ten thousands	thousands	hundreds	tens	units
1	2	3	4	5	6	7

### Example

The value of the digit '1' is 1 000 000

The value of the digit '2' is 200 000

The value of the digit '3' is 30 000

The value of the digit '4' is 4000

## 5/2 Round numbers to nearest 10, 100, 1000, 10000, 100000

**Example 1-** Round 342 679 to the nearest 10 000

- Step 1 - Find the 'round-off digit' - 4
- Step 2 - Look one digit to the right of 4 - 2

5 or more? NO - leave 'round off digit' unchanged  
- Replace following digits with zeros

**ANSWER - 340 000**

**Example 2-** Round 453 679 to the nearest 100 000

- Step 1 - Find the 'round-off digit' - 4
- Step 2 - Look one digit to the right - 5

5 or more? YES - add one to 'round off digit'  
- Replace following digits with zeros

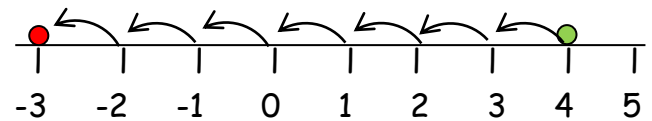
**ANSWER - 500 000**

## 5/3 Negative numbers

A number line is very useful for negative numbers.

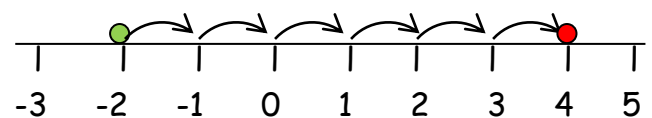
- The number line below shows:

$$4 - 7 = -3$$



- The number line below shows:

$$-2 + 6 = 4$$



## 5/4 Roman Numerals

The seven main symbols



I = 1

V = 5

X = 10

L = 50

C = 100

D = 500

M = 1000

Other useful ones include:

IV = 4

IX = 9

XL = 40

XC = 90

## 5/5 Written methods for addition

- Line up the digits in the correct columns
- Start from RIGHT to LEFT

e.g. 48 + 284 + 9

H	T	U
	4	8
	2	8
	2	8
	1	2
	3	4
	9	+
	3	4
	1	

## 5/5 Written methods for subtraction

- Line up the digits in the correct columns
- Start from RIGHT to LEFT

e.g. 645 - 427

H	T	U
	6	4
	4	2
	7	-
	2	1
	8	

## 5/6 Mental methods for addition

- **Start from LEFT to RIGHT**

Example 1 - think of:

$$45 + 32 \text{ as } 45 + 30 + 2$$

- But in your head say:

45 75 77

Example 2 - think of:

$$1236 + 415 \text{ as } 1236 + 400 + 10 + 5$$

- But in your head say:

1236 1636 1646 1651

## 5/6 Mental methods for subtraction

Example 1 - think of:

$$56 - 32 \text{ as } 56 - 30 - 2$$

- But in your head say:

56 26 24

Example 2 - think of:

$$1236 - 415 \text{ as } 1236 - 400 - 10 - 5$$

- But in your head say:

1236 836 826 821


## 5/7 Multi-step problems

Based upon 5/6.

**Words associated with addition:**



**Words associated with subtraction:**



## 5/8 Multiples & factors

- **FACTORS** are what divides exactly into a number

e.g. Factors of 12 are:

1	12
2	6
3	4

Factors of 18 are:

1	18
2	9
3	6

The common factors of 12 & 18 are: 1, 2, 3, 6,  
The Highest Common Factor is: 6

- **MULTIPLES** are the times table answers

e.g. Multiples of 5 are:

5	10	15	20	25	.....
---	----	----	----	----	-------

Multiples of 4 are:

4	8	12	16	20	.....
---	---	----	----	----	-------

The Lowest Common Multiple of 5 and 4 is: 20

## 5/9 Prime numbers

**Prime numbers have only TWO factors**

The factors of 12 are:

1, 2, 3, 4, 6, 12



12 is NOT prime  
It is composite

Factors of 7 are:

1, 7



7 IS prime

## Prime numbers to 20

1	2	3	4	5
6	7	8	9	10
11	12	13	14	15
16	17	18	19	20

The number '1' is NOT prime

It has only ONE factor

## 5/10 Multiplication using a formal method

- By a **ONE-DIGIT** number

e.g.  $3561 \times 7$       COLUMN METHOD

$$\begin{array}{r} 3561 \\ \underline{7 \times} \\ 24927 \\ \text{34} \end{array}$$

e.g.  $3561 \times 7$       GRID METHOD

	3000	500	60	7
7	21000	3500	420	49

$$21000 + 3500 + 420 + 49 = 24927$$

- By a **TWO-DIGIT** number

e.g.  $152 \times 34$       COLUMN METHOD

$$\begin{array}{r} 152 \\ \underline{34 \times} \\ 608 \quad (\times 4) \\ 4560 \quad (\times 30) \\ \hline \mathbf{5168} \end{array}$$

e.g.  $152 \times 34$       GRID METHOD

	100	50	2
30	<b>3000</b>	<b>1500</b>	<b>60</b>
4	<b>400</b>	<b>200</b>	<b>8</b>

$$152 \times 34 = 3400 + 1700 + 68 = \mathbf{5168}$$

## 5/10 Division using a formal method

- By a **ONE-DIGIT** number

e.g.  $9138 \div 6$        $\begin{array}{r} 1526 \\ 6 \overline{)9138} \end{array}$

- By a **TWO-DIGIT** number

e.g.  $4928 \div 32$       SAME METHOD

(Except write down some of your tables down first)

$$\begin{array}{r} 32 \\ 64 \\ 96 \\ 128 \\ 160 \end{array} \quad \begin{array}{r} 0154 \\ 32 \overline{)4928} \end{array}$$

$$4928 \div 32 = \mathbf{154}$$

e.g.  $4928 \div 32$       ALTERNATE METHOD

- Divide
- Multiply
- Subtract
- Bring down - Make a new number
- Divide ...

$$\begin{array}{r} 0154 \\ 32 \overline{)4928} \\ \underline{-32} \quad \downarrow \\ 172 \\ \underline{-160} \quad \downarrow \\ 128 \\ \underline{-128} \\ 000 \end{array}$$

$$4928 \div 32 = \mathbf{154}$$

## 5/11 Multiply & divide by 10, 100, 1000

- By moving the decimal point

To **multiply** by 10 move the dp ONE place RIGHT

e.g.  $13 \overset{\curvearrowright}{} \times 10 = 130$

$3.4 \overset{\curvearrowright}{} \times 10 = 34$

To **divide** by 10 move the dp ONE place LEFT

e.g.  $13 \overset{\curvearrowleft}{} \div 10 = 1.3$

$3.4 \overset{\curvearrowleft}{} \div 10 = 0.34$

- By moving the digits





To multiply by 10 move the digits ONE place LEFT

e.g.  $3.52 \times 10 = 35.2$


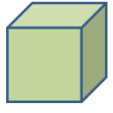
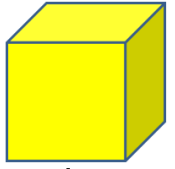
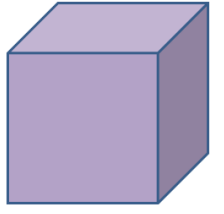
To multiply or divide by 100 move TWO places  
To multiply or divide by 1000 move THREE places

## 5/12 Square & Cube numbers

### Square numbers


1	2	3	4
			
1x1	2x2	3x3	4x4
1 <sup>2</sup>	2 <sup>2</sup>	3 <sup>2</sup>	4 <sup>2</sup>
1	4	9	16


### Cube numbers

			
1x1x1	2x2x2	3x3x3	4x4x4
1 <sup>3</sup>	2 <sup>3</sup>	3 <sup>3</sup>	4 <sup>3</sup>
1	8	27	64

## 5/13 Fractions

- To compare fractions  
- the denominators must be the same

$\frac{2}{3}$  and  $\frac{5}{6}$  → 

$\frac{4}{6}$  and  $\frac{5}{6}$  → 

SO  $\frac{5}{6}$  is bigger than  $\frac{2}{3}$

- To add and subtract fractions

**When the denominators are the same**

$\frac{5}{8} + \frac{1}{8} = \frac{6}{8}$

Do not add  
the denominators

$\frac{5}{8} - \frac{1}{8} = \frac{4}{8}$

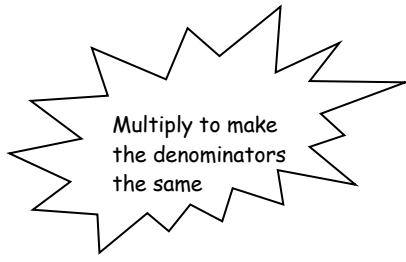
Do not subtract  
the denominators

### 5/13 To add subtract fractions (cont)

When the denominators are different

$$\frac{3}{8} + \frac{1}{4} \quad \begin{matrix} \text{(x2)} \\ \text{(x2)} \end{matrix}$$

$$\frac{3}{8} + \frac{2}{8} = \frac{5}{8}$$



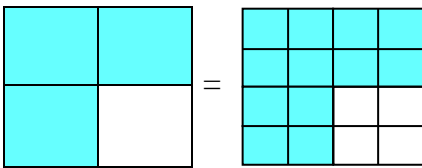
- A mixed number can be changed back into an improper fraction

$$1\frac{1}{2} = \frac{3}{2}$$

$$2\frac{3}{4} = \frac{11}{4}$$

### 5/14 Equivalent fractions

These fractions are the same but can be drawn and written in different ways



$$\frac{3}{4} = \frac{12}{16}$$

$$\frac{3 \text{ (x4)}}{4 \text{ (x4)}} = \frac{12}{16}$$

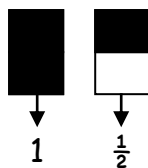
Fractions can also be divided to make the fraction look simpler - this is called CANCELLING or LOWEST FORM

$$\frac{12 \text{ (÷4)}}{16 \text{ (÷4)}} = \frac{3}{4}$$

### 5/15 Mixed & improper fractions

- An improper fraction is top heavy & can be changed into a mixed number

$\frac{3}{2}$  can be shown in a diagram



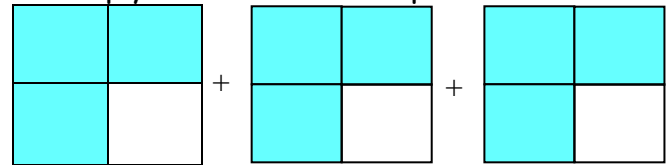
$$\frac{3}{2} = 1\frac{1}{2}$$

Improper fraction

Mixed number

### 5/16 Multiply fractions

Multiply is the same as repeated addition



$$\frac{3}{4} + \frac{3}{4} + \frac{3}{4}$$



$$\frac{3}{4} \times 3 = \frac{3}{4} + \frac{3}{4} + \frac{3}{4} = \frac{9}{4} = 2\frac{1}{4}$$

OR

$$\frac{3}{4} \times \frac{3}{1} = \frac{9}{4} = 2\frac{1}{4}$$

### 5/17 Round decimals

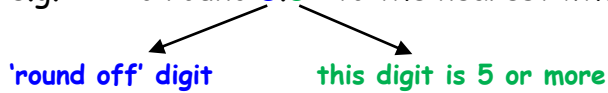
### Rules for rounding

1. Find the 'round off' digit
2. Move one digit to its right
3. Is this digit 5 or more

Yes - add one to the round off digit  
No - don't change the round off digit

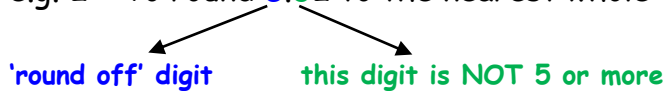
#### • To the nearest whole number

e.g. 1 - To round 5.62 to the nearest whole



5.62 rounded to nearest whole = 6

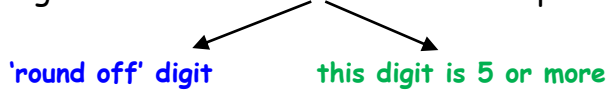
e.g. 2 - To round 5.32 to the nearest whole



5.32 rounded to nearest whole = 5

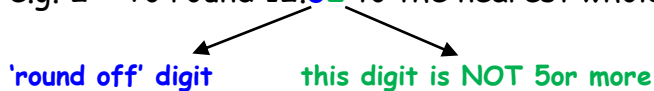
#### • To one decimal place

e.g. 1 - To round 12.37 to 1 decimal place



12.37 rounded to 1dp = 12.4

e.g. 2 - To round 12.32 to the nearest whole



12.32 rounded to 1dp = 12.3

The value of each digit is shown in the table

hundreds	tens	units	•	tenths	hundredths	thousandths
3	5	2	•	6	1	7
300	50	2		$\frac{6}{10}$	$\frac{1}{100}$	$\frac{7}{1000}$
352					$\frac{61}{100}$	$\frac{7}{1000}$
352					$\frac{617}{1000}$	

### 5/18 Order decimals

Example - To order 0.28, 0.3, 0.216

- Write them under each other
- Fill gaps with zeros
- Then order them
- 

0.28 → 0.280

0.3 → 0.300

0.216 → 0.216

Order:      smallest      largest  
                 0.216      0.28      0.3

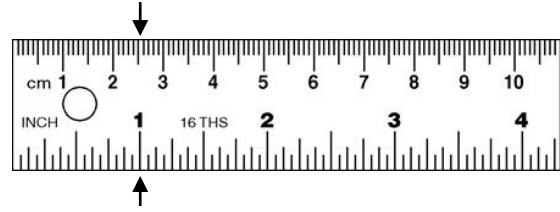
### 5/18 Read & write decimals

### 5/19 Decimal & Percentage equivalents

**Learn**

Fraction	Decimal	Percentage
$\frac{1}{2}$	0.5	50%
$\frac{1}{4}$	0.25	25%
$\frac{1}{5}$	0.2	20%
$\frac{1}{10}$	0.1	10%
$\frac{1}{100}$	0.01	1%

- 1 inch is about 2.5cm



- 1km = 1.6 miles or 5miles = 8km

Some fractions have to be changed to be 'out of 100'

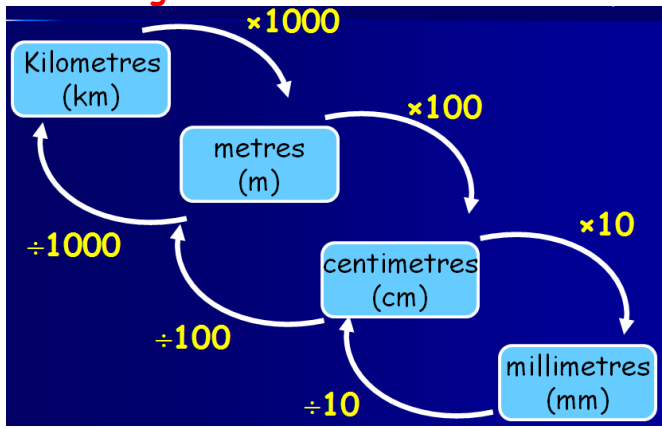
$$\frac{11}{25} \times 4 = \frac{44}{100} = 0.44 = 44\%$$

- 1kg is about 2.2pounds



**5/20 Convert metric measure**

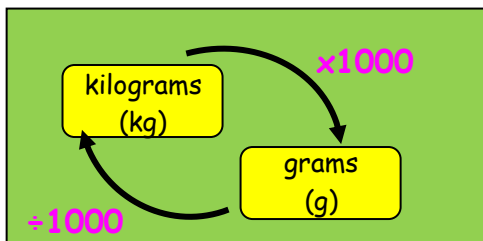
- Length



- A litres of water's a pint and three quarters



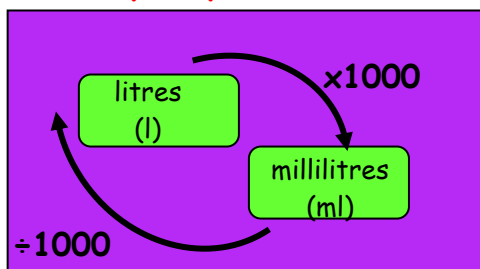
- Mass or weight



- A gallon is about 4.5 litres



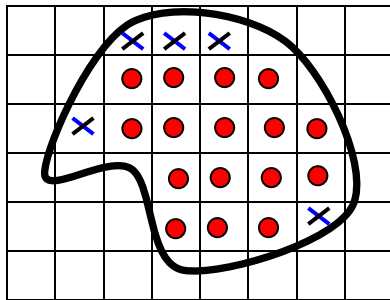
- Capacity or volume



**5/20 Imperial measure**

**5/21 Area & Perimeter**

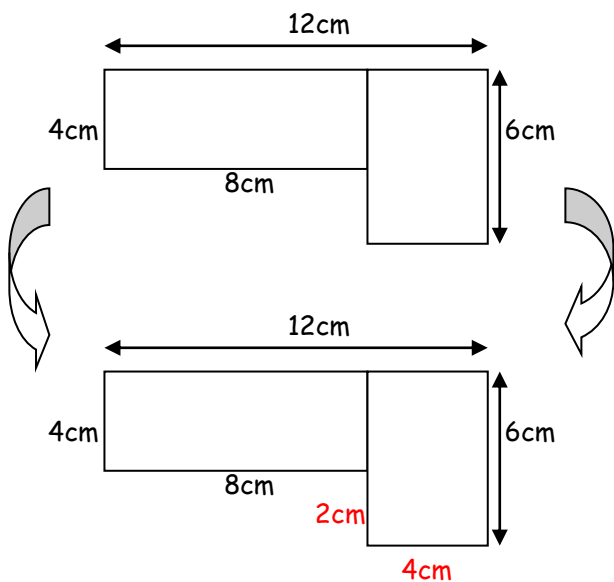
**Estimate area**



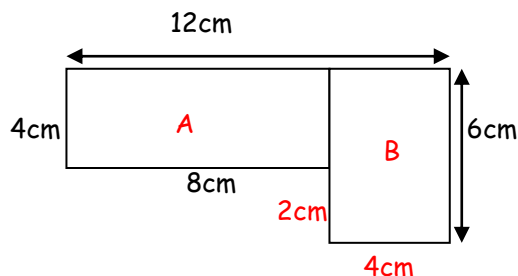
Number of whole squares (●) = 16  
 Number of  $\frac{1}{2}$  or more (X) = 5  
Estimated area = 21 squares

**Shapes composed of rectangles**

Put on all missing lengths first  
 For perimeter - ADD all lengths round outside  
 For area - split into rectangles & add them together



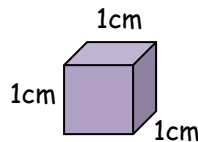
Perimeter = 12 + 6 + 4 + 2 + 8 + 4 = 36cm



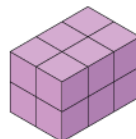
Area of shape = Area of A + B  
 =  $(8 \times 4) + (6 \times 4)$   
 =  $32 + 24$   
 =  $56\text{cm}^2$

**5/22 Volume**

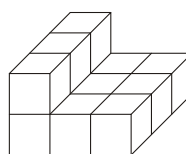
Volume is measured in cubes  
**The 1 cm cube**



The volume of this cube is  $1\text{ cm}^3$   
 (1 cubic centimetre)  
**It holds 1ml of water**



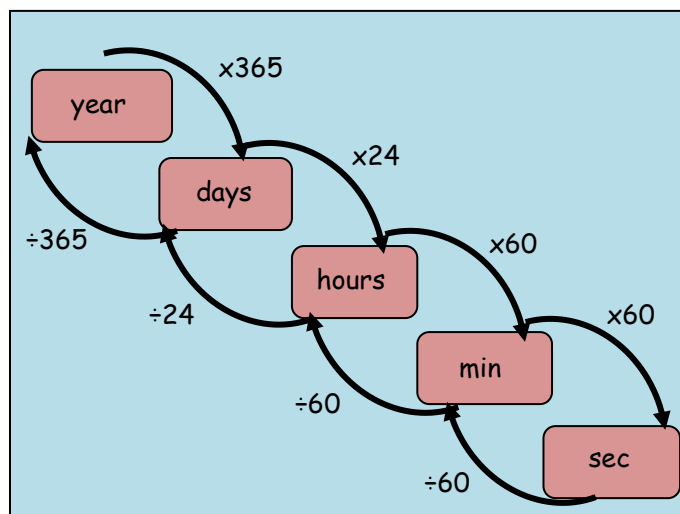
This cuboid contains 12 cubes  
 So the volume is  $12\text{ cm}^3$



This 3D shape contains 12 cubes  
 So the volume is  $12\text{ cm}^3$

**5/23 Units of time**

**Time conversion**



**Time intervals**

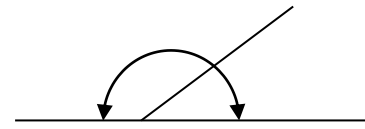
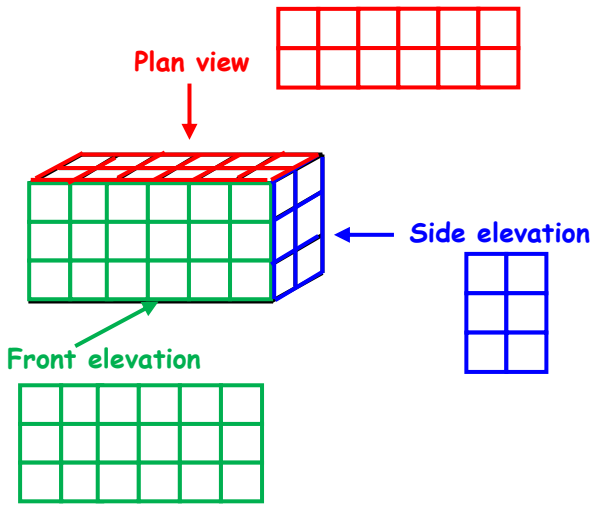
Always go to the next whole hour first

Example: 0830 to 1125

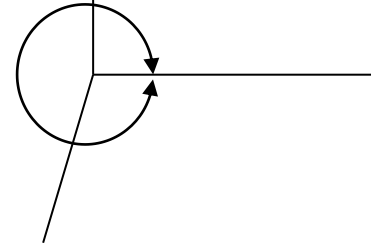
$30\text{min} + 2\text{h } 25\text{min} = 2\text{h } 55\text{min}$

**5/24 2D representations of 3D shapes**

- There are 3 views:



Angles on a straight line add up to  $180^\circ$   
or 2 right angles ( $2 \times 90^\circ$ )

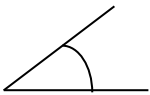


Angles about a point add up to  $360^\circ$   
or 4 right angles ( $4 \times 90^\circ$ )

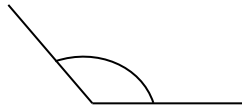
## 5/25 Angles

- **Types of angles**

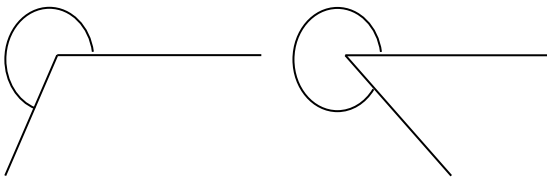
**Acute**  
(less than  $90^\circ$ )



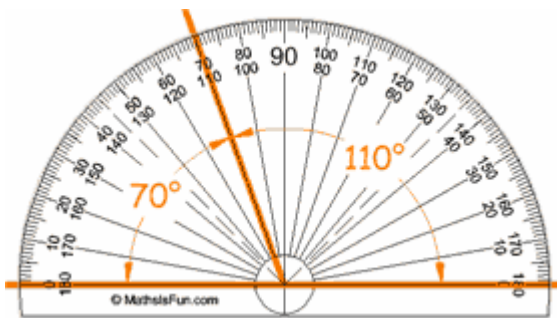
**Obtuse**  
(Between  $90^\circ$  &  $180^\circ$ )



**Reflex**  
(Between  $180^\circ$  &  $360^\circ$ )



- **Measure and draw angles**




To be sure, count the number of degrees between the two arms of the angle

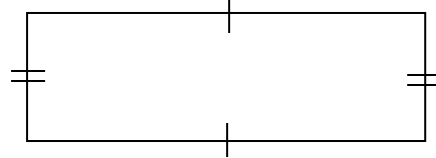
## 5/26 Angles

## 5/27 Properties of the rectangle

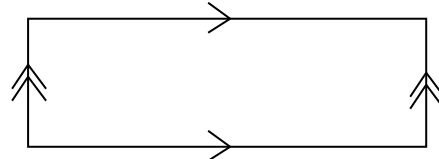
- A rectangle is a quadrilateral (4 sided shape)
- All angles are  $90^\circ$



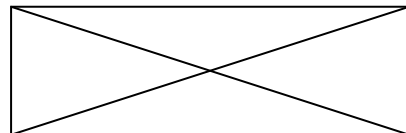
- Opposite sides are equal



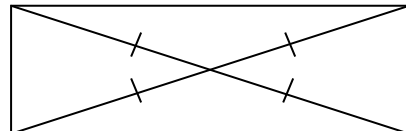
- Opposite sides are parallel



- Diagonals are equal



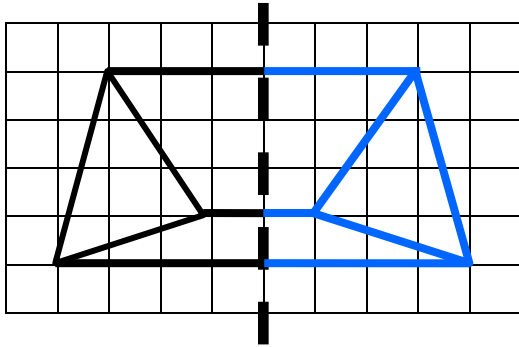
- Diagonals bisect each other (cut in half)



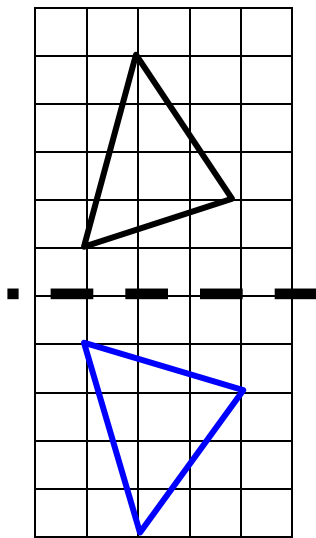
- **A square is a special rectangle**

## 5/28 Reflection

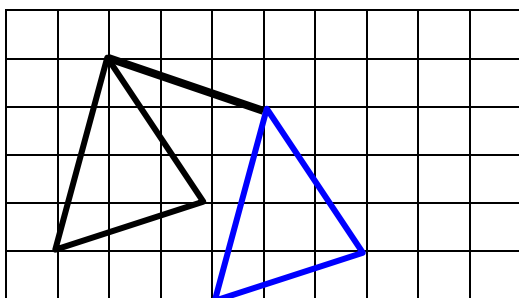
• Reflection in a vertical line



• Reflection in a horizontal line



5/28 Translation - 4 right & 1 down



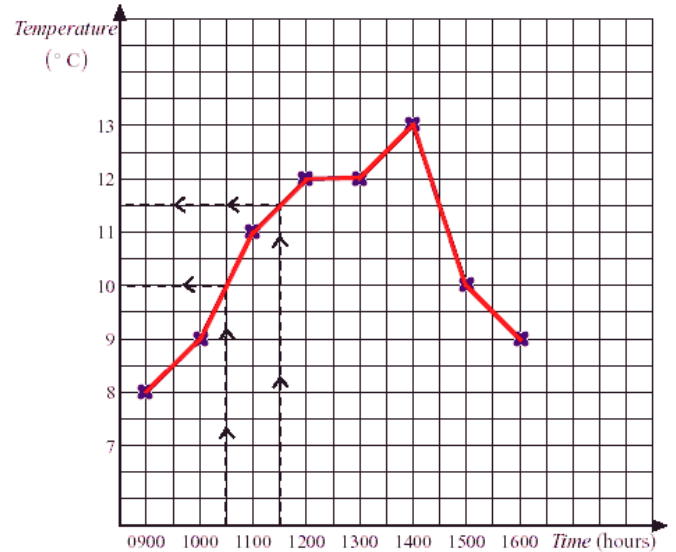
- In reflection and translation the shapes remain the same size and shape - CONGRUENT
- In reflection the shape is flipped over
- In translation the shape stays the same way up

5/29 Line graphs

• Find the difference

Example 1: What was the difference in temperature between 1030 and 1130?

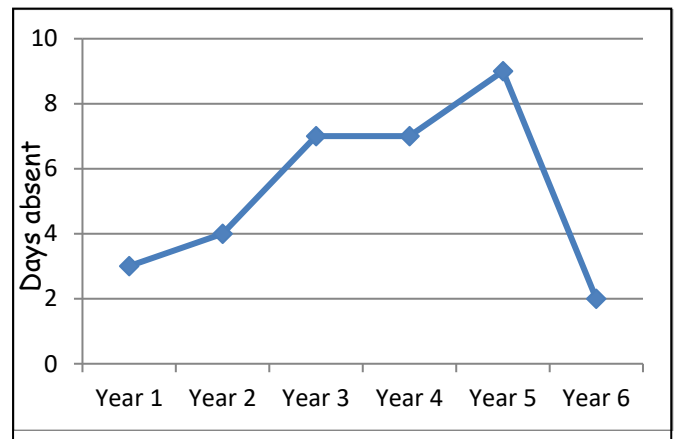
Answer:  $11.5^{\circ}\text{C} - 10^{\circ}\text{C} = 1.5^{\circ}\text{C}$



• Find the sum of the data

Example: What was the total number of days absent over the 6 years?

Answer:  $3 + 4 + 7 + 7 + 9 + 2 = 32$  days



5/30 Interpret information in tables

- Distance table

Example: Find the distance between **Leeds** and **York**

Answer: 40miles

Hull				
100	<b>Leeds</b>			
162	73	Manchester		
110	60	65	Sheffield	
63	40	118	95	<b>York</b>

- Timetable

Example: How long is the film?

Answer: 1.10 - 2.35 = 1h 25min = 85min

6.30am	Educational programme
7.00	Cartoons
7.25	News and weather
8.00	Wildlife programme
9.00	Children's programme
11.30	Music programme
12.30pm	Sports programme
1.00	News and weather
1.10 - 2.35pm	Film

- Table of results of goals scored

Example: Did boys or girls score the most goals?

Answer: Boys: 6+3+3+6=18

Girls: 7+5=12

Boys scored the most goals

	Game 1	Game 2	Game 3	Game 4	Game 5	Frequency
Peter	1	0	0	2	3	6
John	0	2	1	0	0	3
Ryan	1	0	1	1	0	3
Claire	2	0	2	1	2	7
Bill	3	1	1	0	1	6
Susan	0	1	3	1	0	5